DECALS SET



DECALS SET



DECALS SET



Fuselage L. & R.

DECALS SET

step 07

Rudder L. & R.

step 08


DECALS
SET
Rudder L. & R.
step 09


cut
Rudder L. & R.
step 10

Bull
OE-0758
step 11

OIL
step 12


SPEED EPOXY
HARDENER
20 MIN
DELUXE Materials
SPEED EPOXY
ADHESIVE
Epoxy
20 min.
Ailerons
step 13


SPEED EPOXY
HARDENER
20 MIN
DELUXE Materials
SPEED EPOXY
ADHESIVE
Epoxy
20 min.
Flaps
step 14

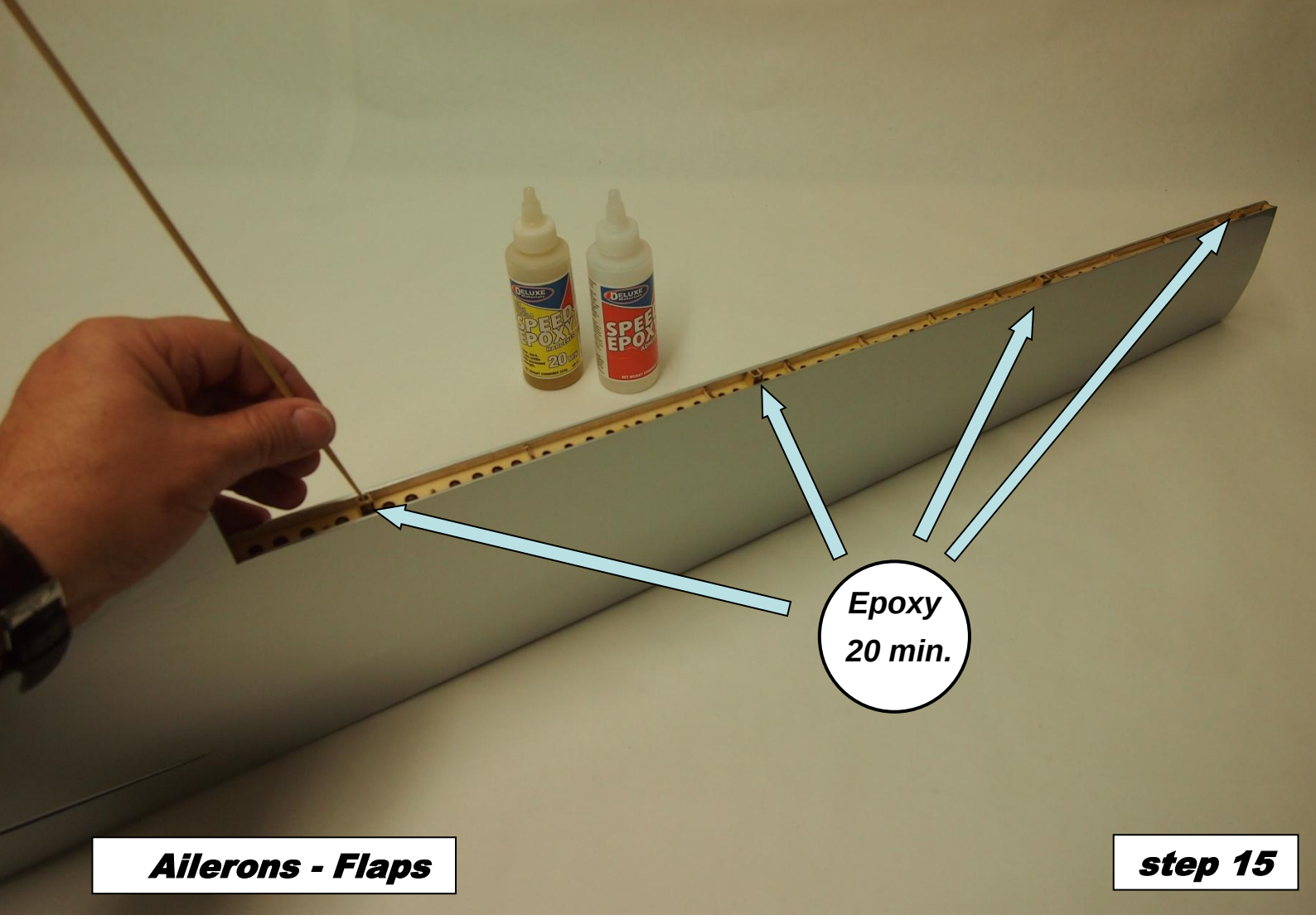
Epoxy
20 min.
Ailerons - Flaps
step 15


Press
Press
Ailerons
step 16


Press
Press
Flaps
step 17


adesive tape
Flaps
step 18







Remove adesive tape


step 21

step 22



Ailerons - Flaps

step 23



Ailerons - Flaps

step 24


Medium
CA
Aileron
step 25
DELUXE
Materials
ROCKET
RAPID
Fast setting,
viscosity cyano glue.
Bonds 5-10 sec.
www.deluxematerials.com
20g


Aileron
step 26

Thin
CA
DELUXE
Aileron
step 27


Heat Gun
Aileron
step 28


Aileron
step 29


Drill
1,5 mm.
Aileron
step 30


Aileron
step 31

SERVO
DS3401
Aileron
step 32


Heat Gun
Flap
step 33


DS3421HV
Flap
step 34


Drill
1,5 mm.
Flap
step 35

Medium
CA
Flap
step 36


Flaps
step 37


Thin
CA
ROKET
RAPID
DELUXE
20g
Flaps
step 38


Flaps
step 39


Aileron
Flap
Exstensions
step 40


Aileron
Flap
Exstensions
step 41


Medium
CA
DELUXE
Materials
ROKET
RAPID
Fast setting, medium
viscosity cyano glue.
Bonds 5-10 sec.
www.deluxematerials.com
AD-44
20g
step 42


Elevator
step 43

OIL
step 44

DELUXE Materials
SPEED EPOXY
ADHESIVE
DELUXE Materials
SPEED EPOXY
HARDENER
20 MIN
Epoxy
20 min.
Elevator
step 45


DELUXE Materials
SPEED EPOXY
HARDENER
20 MIN
Elevator
step 46


Epoxy
20 min.
DELUXE Materials
SPEED EPOXY
HARD
20 MIN
DELUXE Materials
SPEED EPOXY
ADHESIVE
Elevator
step 47


Elevator
step 48

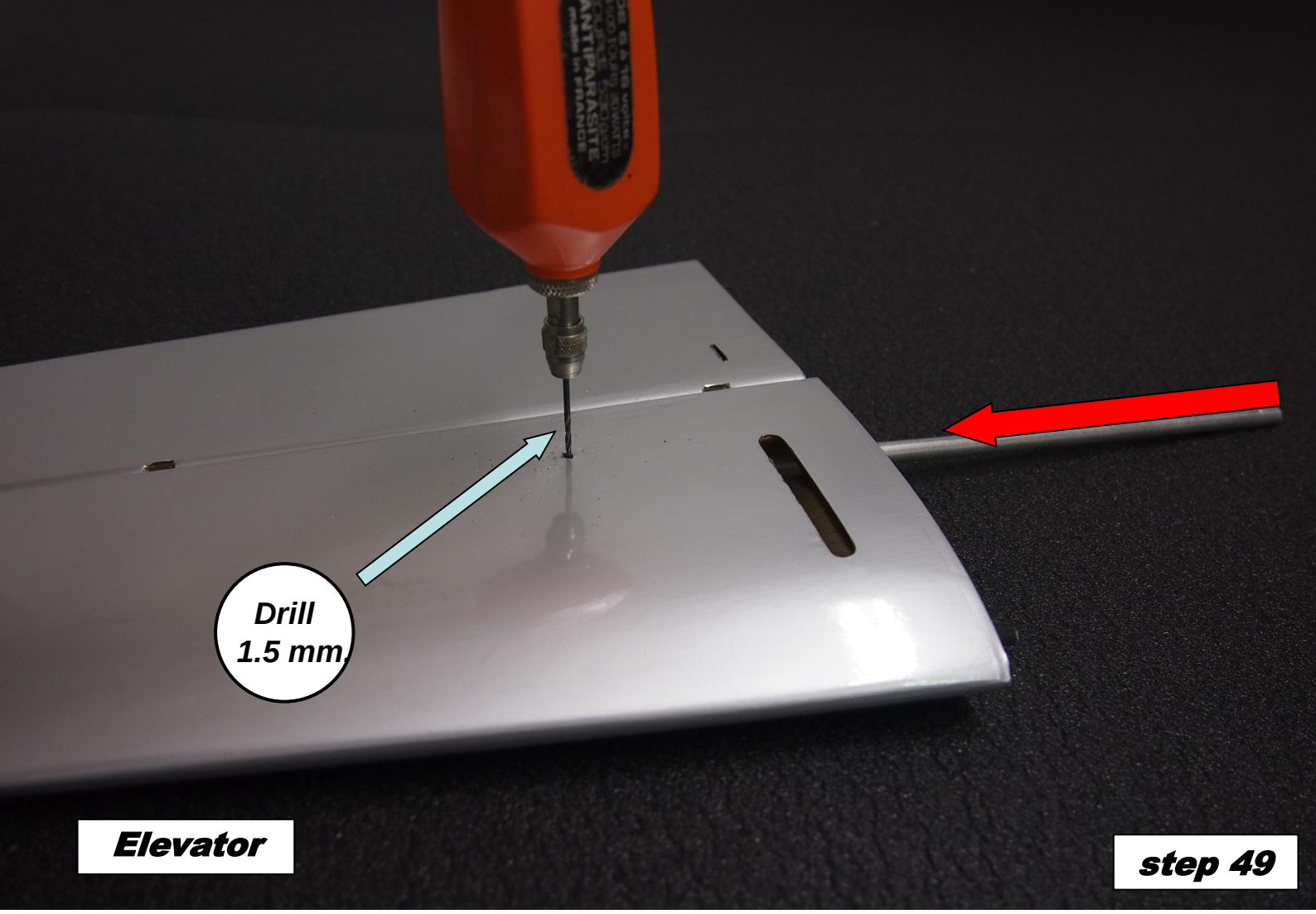
Drill
1.5 mm
Elevator
step 49


SERVO
DS3401
Elevator
step 50


GRIDE
cut
Elevator
Step 51


Medium
CA
Elevator
step 52


Elevator
step 53

Thin
CA
DELUXE
Materials
Super-thin p
cyano glue.
Bonds 1-5 sec.
Elevator
step 54


Drill
1.5 mm.
Elevator
step 55


Elevator
step 56


Elevator
step 57


Elevator
step 58


Rudder
step 59

OIL
step 60


DELUXE Materials
SPEED EPOXY
ADHESIVE
DELUXE Materials
NEW TOUGH FORMULA
SPEED EPOXY
HARDENER
20
Epoxy
20 min.
Rudder
step 61


Rudder
step 62


Epoxy
20 min.
DELUXE
SPEED EPOXY
HARDENER
20 MIN
DELUXE
SPEED EPOXY
ADHESIVE
Rudder
step 63


Rudder
step 64


Rudder
step 65


Drill
1,5 mm.
Rudder
step 66

Rudder
step 67


GRIDE
cut
Rudder
step 68


Medium
CA
DELUXE
ROKET
RAPID
Rudder
step 69


Rudder
step 70


Rudder
step 71


Thin
CA
Rudder
step 72


Main Wheel
step 73

Main Wheel
step 74


Main Wheel
step 75


Main Wheel
step 76


Tail Wheel
step 77


CUT
Tail Wheel
step 78


Drill
6 mm.
Tail Wheel
step 79


Epoxy
5 min.
Tail Wheel
step 80

Tail Wheel
step 81


adesive tape
Tail Wheel
step 82


Drill
1,25 mm.
Tail Wheel
step 83

Tail Wheel
step 84

Tail Wheel
step 85

Tail Wheel
step 86


Elevetor
Exstension
Elevetor
step 87


Medium
CA
DELUXE
Elevator
step 88


SERVO
DS3401
FET · Digital
Rudder
step 89


Press
Rudder
step 90


Drill
1,5 mm.
Rudder
step 91


Drill
1,5 mm.
Rudder
step 92


Rudder
step 93

Rudder
step 94


Rudder
step 95


Rudder
step 96


Rudder
step 97


SERVO
DS8711
P.E.T.-Digital
MADE IN JAPAN
Rudder
step 98


Press
Drill
1,5 mm.
Press
Elevator
step 99


Elevator
step 100


Drill
1,5 mm.
Elevator
step 101


Elevator
step 102



Release

step 103

Release

step 104


Medium
CA
Release
step 105

SERVO
DS8301
FET+Digital
MADE IN JAPAN
Release
step 106

Canopy
step 107

Cockpit
step 108

DELUXE Materials
NEW TOUGH FORMULA
Clear, hard, & non brittle with increased strength.
DELUXE Materials
SPEED EPOXY
ADHESIVE
Epoxy
5 min.
Cockpit
step 109


Epoxy
5 min.
Cockpit
step 110


Press
Press
Cockpit
step 111


cut
Canopy
step 112


FILM
Canopy
step 113


Epoxy
20 min.
Canopy
step 114

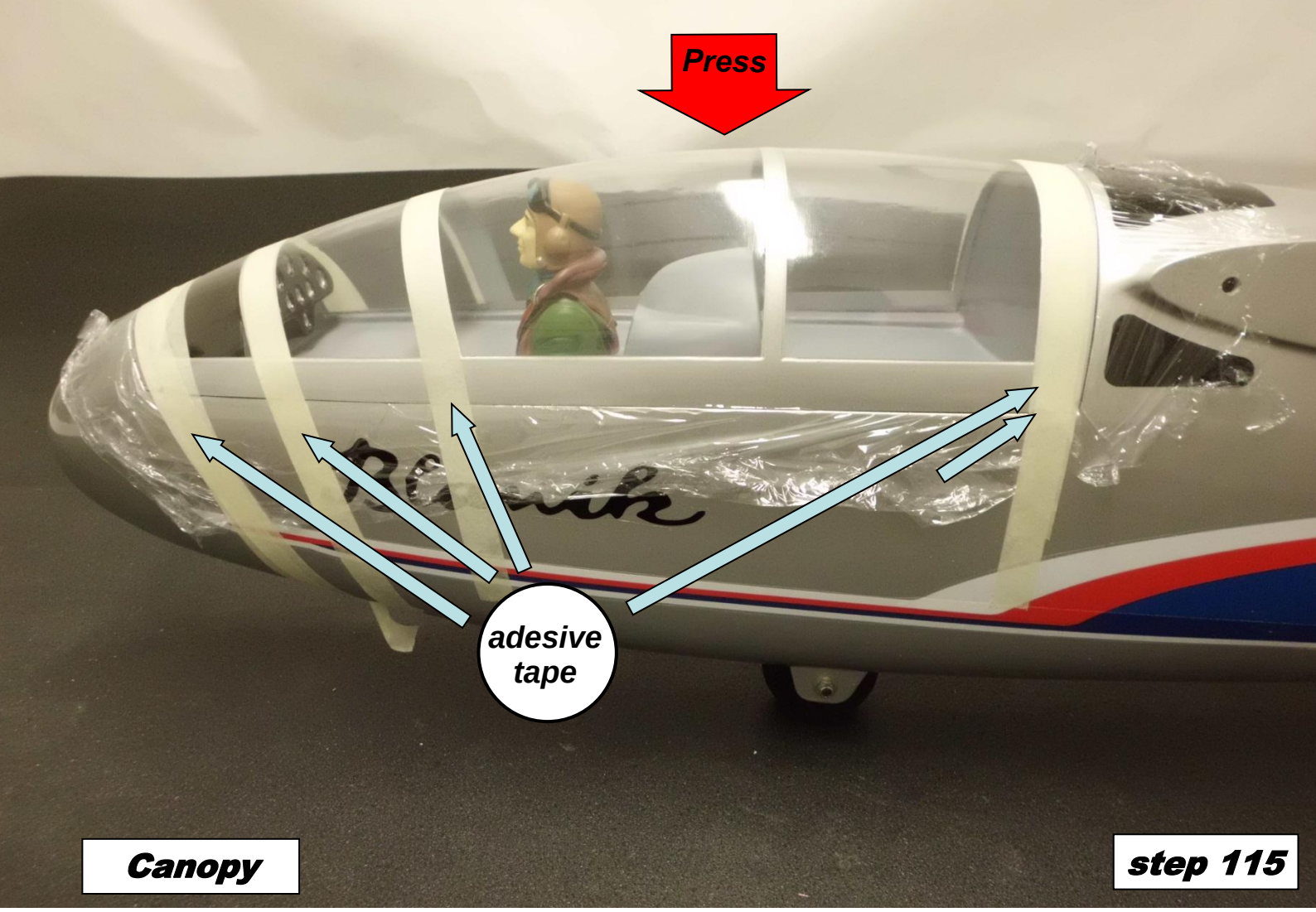
Press
adesive tape
Canopy
step 115


Battery
Reciver
Wiring
step 116



Balance

step 117



Balance

step 118


Epoxy
Balance
step 119


step 120


step 121


step 122